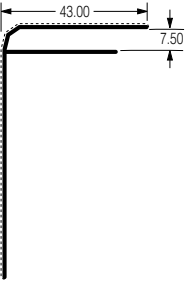
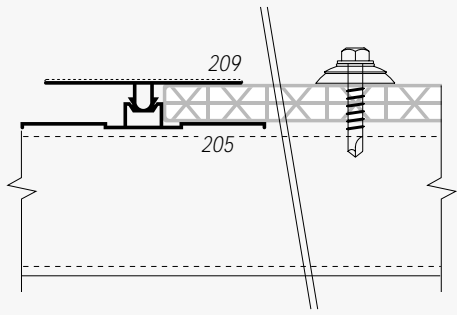
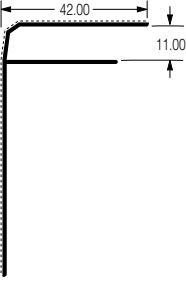
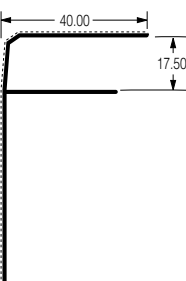
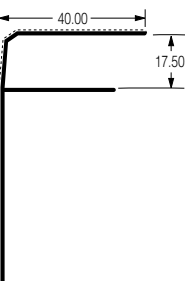
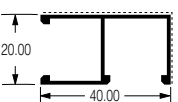
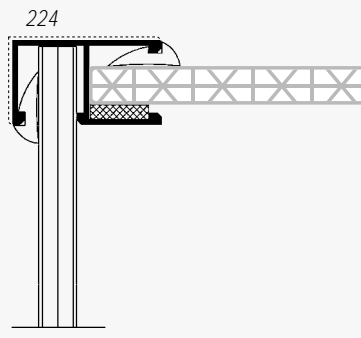
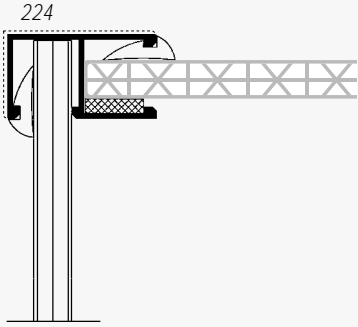
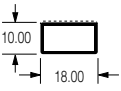
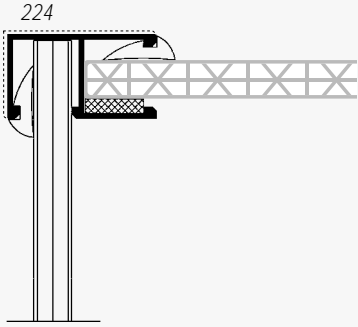
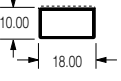
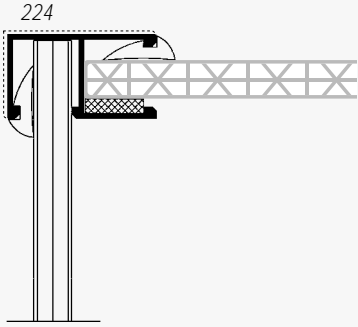
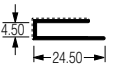


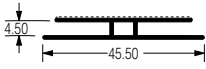
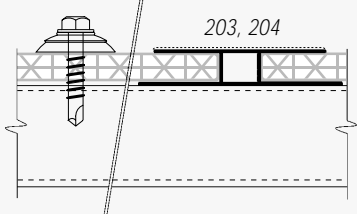
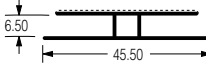
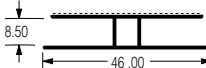
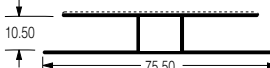
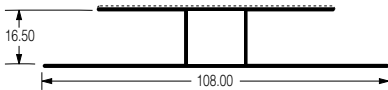
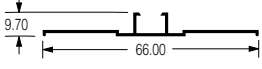
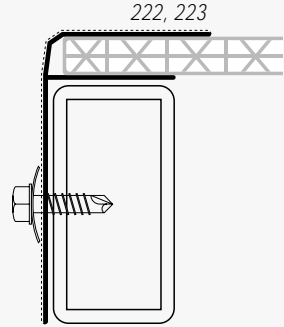

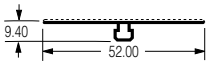
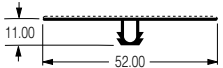
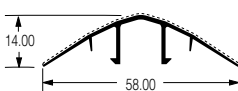
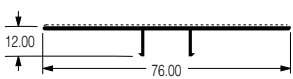

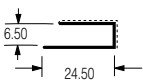

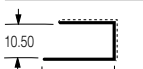
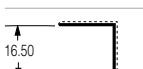
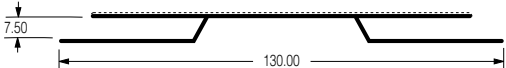





POLYCARBONATE MULTIWALL ROOFING

POLYGAL POLYCARBONATE PROFILES



POLYGAL Polycarbonate Profile	No.	Function	Polygal Term	U.V Protection	Sheet Thickness	Installation
	<b>220</b>	Edge Support	FP-6	●	6 mm (1/4")	<b>CLAMPING - FLAT</b> 
	<b>222</b>	Edge Support	FP-810	●	8,10 mm (5/16,3/8")	
	<b>223</b>	Edge Support	FP-16	●	16 mm (5/8")	<b>CLAMPING - ROUND SHAPE</b> 
	<b>224</b>	Gable Connector	Gable Con. for Omegal 10 mm.	●	10 mm (3/8")	<b>GABLE DETAIL</b> 
 <i>To be connected with Profiles No. 207</i>	<b>225</b>	Cap Profile	Omegal Cap Profile	●	8,10 mm (5/16,3/8")	
	<b>226</b>	Side Spacer	Omegal Spacer	●	10 mm (3/8")	
	<b>227</b>	Corner / Gable for greenhouse	CP-6	●	6 mm (1/4")	<b>RIDGE CONNECTION</b> 
	<b>228</b>	Cap Profile	TCP Cap	●	16 mm (5/8")	
	<b>229</b>	Edge Profile	UP-4	●	4 mm (5/32")	

POLYGAL Polycarbonate Profile	No.	Function	Polygal Term	U.V Protection	Sheet Thickness	Installation
	<b>200</b>	Sheet Connector (Integrated)	HP-4	●	4 mm (5/32")	<b>SINGLE CONNECTOR</b> 
	<b>201</b>	Sheet Connector (Integrated)	HP-6	●	6 mm (1/4")	
	<b>202</b>	Sheet Connector (Integrated)	HP-8	●	8 mm (5/16")	
	<b>203</b>	Sheet Connector (Integrated)	HP-10	●	10 mm (3/8")	
	<b>204</b>	Sheet Connector (Integrated)	HP-16	●	16 mm (5/8")	
 <i>To be connected with Profiles No. 208, 209</i>	<b>205</b>	Sheet Connector (Base)	Base A		6,8,10 mm (1/4-3/8")	<b>SIDE ADAPTOR</b> 
 <i>To be connected with Profiles No. 210, 211, 225</i>	<b>207</b>	Sheet Connector (Base)	HCP Base		6,8,10,16 mm (1/4-5/8")	
 <i>To be connected with Profiles No. 205</i>	<b>208</b>	Sheet Connector (cap)	SP-6	●	6 mm (1/4")	
	<b>209</b>	Sheet Connector (cap)	SP-810	●	8,10 mm (5/16,3/8")	
 <i>To be connected with Profiles No. 207</i>	<b>210</b>	Sheet Connector (cap)	HCP Cap	●	6,8,10mm (1/4-3/8")	
	<b>211</b>	Sheet Connector (cap)	HCP-16 Cap	●	16 mm (5/8")	<b>EDGE PROFILE</b> 
	<b>212</b>	Edge Profile	UP-6	●	6 mm (1/4")	
	<b>213</b>	Edge Profile	UP-8	●	8 mm (5/16")	
	<b>214</b>	Edge Profile	UP-10	●	10 mm (3/8")	
	<b>215</b>	Edge Profile	UP-16	●	16 mm (5/8")	
	<b>216</b>	Ridge	RP-6	●	6 mm (1/4")	<b>EDGE PROFILE</b> 
	<b>218</b>	Ridge	RP-810	●	8,10 mm (5/16-3/8")	
	<b>219</b>	Ridge	RP-16	●	16 mm (5/8")	

1. ----- UV Protected
2. Standard length of Profile - 6 m. For different lengths please contact Polygal distributors.
3. Profile dimensions may be changed by Polygal without prior notice.





### Overview

Since its establishment in 1973, Polygal has become one of the world's leading suppliers of thermoplastic sheets and profiles. Polygal's Polycarbonate sheets allow for ease of design and installation of any semi-transparent roofing and glazing project. Typical applications of Polygal's structural sheets include skylights, enclosed sports facilities (such as tennis courts and swimming pools), coverings for walkways and greenhouses, and other applications in industry, construction, and architecture.

Polygal's interconnecting profiles are made of Polycarbonate, which allows the covering of large areas, especially semi-transparent roofing, without obstructing the incoming light at the connection points. Polygal's profiles are protected from sunlight by a special protective layer over external surfaces.

Using Polygal Polycarbonate profiles, you can connect sheets and cover structural connections. The profiles do not add structural strength; they are flush with the sheet, and can be bent at the minimal radius permitted by the sheet.

You can order Polycarbonate profiles in extremely long lengths. Polygal's profiles are supplied in bronze, opal, white, and clear colors. Contact our sales department for minimum order quantities and availability.

### Notes for Installation

1. Polygal's profiles must be installed with the solar protected layer facing out.
2. Use a rubber mallet to engage cap into base profile. Make sure you fully couple the two profiles along their entire length.
3. When calculating rebate depth between sheet and profile, make sure you allow for the material's thermal expansion.
4. Calculate the width and the allowed load using Polygal Technical Support (PTS) software.
5. Maintain a minimal inclination of 10% (1.2/12) when installing in flat structures.
6. Profiles are supplied in standard 6-meter lengths. Other lengths are available — contact your distributor for details.

### Note:

The information in this brochure is intended for technical service and information purposes only. Polygal has undertaken to ensure that the information presented is accurate and reliable. Polygal and its representatives shall not be responsible for damage resulting from the use or installation of its products by roofing contractors or other persons.



POLYCARBONATE MULTIWALL ROOFING